

# Welcome to Year 3


Mrs Aucock(3A)

Mrs Horton (3H)

Mr Wheeler (3W)

# Autumn 1


*The Stone Age*



# Year 3

## Spring term

*Bombs Away: World War 2*



## Summer term

*Ancient Egyptians*

# Key dates

## Autumn term

|                                      |   |
|--------------------------------------|---|
| Wednesday 17 <sup>th</sup> September | Parent communication: Welcome Meetings<br>Year Group Information Meeting and any questions can be answered.<br>Session 1: 3.30pm - 4pm<br>Session 2: 4pm - 4.30pm |
| Monday 6 <sup>th</sup> October       | Stone Age Survival Workshop- 3A<br><b>(approximate costing: £11)</b>  |
| Tuesday 7 <sup>th</sup> October      | Stone Age Survival Workshop- 3H<br><b>(approximate costing: £11)</b>  |
| Wednesday 8 <sup>th</sup> October    | Stone Age Survival Workshop- 3W<br><b>(approximate costing: £11)</b>  |
| Tuesday 14 <sup>th</sup> October     | Parent Evening 3:40 - 6:30  |
| Thursday 16 <sup>th</sup> October    | Parent Evening 3:40 - 6:30  |

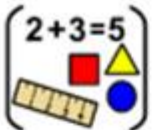
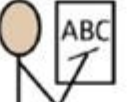



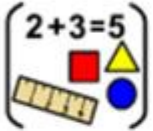




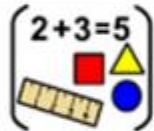






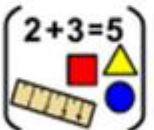



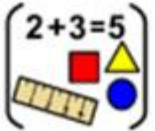



|                                    |  |
|------------------------------------|--|
| Wednesday 22 <sup>nd</sup> October | Year 3 Stone Age Day - Dress up day  |
| Monday 24 <sup>th</sup> November   | Student showcase 2:30 - 3:00 - this is an opportunity for parents to come into classrooms to see what the children have been learning. |
| Monday 15 <sup>th</sup> December   | Year 3 Christmas Carol Concert to Parents 1:45pm   |
| Tuesday 16 <sup>th</sup> December  | Year 3 Christmas Carol Concert to Parents 1:45pm   |

# Key dates

## Spring and Summer term

|                                |  |
|--------------------------------|--|
| Wednesday 4th February         | Year 3 WW2 trip to Beaulieu Motor Museum.<br><b>(approximate costing: £22)</b>                         |
| Tuesday 10th February          | Parent Evening 3:40 - 6:30   |
| Thursday 12th February         | Parent Evening 3:40 - 6:30   |
| Tuesday 3rd March              | 3A Class assembly to parents (10:20 - 10:45)   |
| Tuesday 10 <sup>th</sup> March | 3W Class assembly to parents (10:20 - 10:45)   |
| Tuesday 17 <sup>th</sup> March | 3H Class assembly to parents (10:20 - 10:45)   |
| Wednesday 18th March           | Open Showcase Afternoon: Whole school curriculum showcase (2.30-3.00pm).                               |
| Wednesday 25th March           | Year 3 WWII Evacuee Dress-up Day   |
| Monday 18th May                | Year 3 Egyptian dress up day and 'play in a day' theatre workshop.<br><b>(approximate costing: £5)</b> |
| Tuesday 23rd June              | Year 3 Parent RSE Meeting 3:30 - 4:30(Adults only).  |

# Year 3 timetable

|             | (8.55 – 10.00)                       | 10.00-10.30   | 10.30-10.45  |                  | 11.00-12.10  |                   | 1.15-2.20/ 2.20 3.20   |   |  |   |
|-------------|--------------------------------------|---|--|------------------|--|-------------------|--|---|--|---|
| <b>MON</b>  | <b>Morning task and registration</b> | <br>Maths | <br>Spelling    | Assembly         | <br>English | <b>Lunch time</b> | <br>Reading   | <br>History or Geography |  |   |
| <b>TUES</b> |                                      | <br>Maths | <br>Handwriting | Assembly         | <br>English |                   | <br>computer  | <br>PE Indoor            |  |   |
| <b>WED</b>  |                                      | <br>Maths | <br>PSHE        |                  | <b>Break time</b>  |                   | <br>English   | <br>Reading              | <br>RE                  | <br>French |
| <b>THUR</b> |                                      | <br>PE    | <br>Maths      | Singing assembly |  |                   | <br>Music    | <br>Reading             | <br>Science            |   |
| <b>FRI</b>  |                                      | Values assembly   | <br>Maths     | 3x2=<br>TTRS     |  |                   | <br>English | <br>Reading            | <br>Art or technology |   |

# Morning routine

- ▶ We have been incredibly impressed with how the children have come into school in the morning.
- ▶ To further encourage their growing independence, we encourage the children to be dropped off at the top of the path to be able to walk in with their peers.
- ▶ A member of staff will be at the end of the Year 3 path to note down any quick messages for the class teacher.
- ▶ Any longer messages- to be sent through to the school office.



# School Uniform

## 9 Uniform

The School Uniform is:

- Grey/black trousers, skirt or shorts,
- Non branded plain grey or black socks or tights,
- White shirt or polo shirt (this does not have to have the school logo on it),
- Bottle Green Jumper or cardigan (this does not have to have the school logo on it),
- Green and white gingham dresses with white, grey or black socks or tights.

*NB. Trousers and shorts worn in school for uniform must be appropriate uniform style material and 'cut', **not** sportswear or fashion styles.*



# P.E

- Trainers for outside use,
- Non-branded black/navy blue PE shorts
- House colour t-shirt (this does not need to have a logo on),
- Non-branded black/navy/grey tracksuit bottoms (winter months),
- Plain hooded black/navy/grey jumper or sweatshirt (winter months).

Earrings must be removed (not taped) and hair tied back.

|           | 3A                                  | 3W                                  | 3H                                  |
|-----------|-------------------------------------|-------------------------------------|-------------------------------------|
| Monday    |                                     |                                     | Indoor PE Kit                       |
| Tuesday   | Indoor PE Kit<br>Home Learning Due  | Indoor PE Kit<br>Home Learning Due  | Home Learning Due                   |
| Wednesday |                                     |                                     |                                     |
| Thursday  | Outdoor PE Kit<br>Home Learning Set | Outdoor PE Kit<br>Home Learning Set | Outdoor PE Kit<br>Home Learning Set |
| Friday    |                                     |                                     |                                     |



# Tuck and tuck money

- ▶ The children have learnt the routine of where to go if they would like to buy tuck.
- ▶ A purse or wallet is needed to avoid money being misplaced or lost between the tuck hatch, the playground and when they return their money to their locker after break.
- ▶ A purse/wallet that can fit easily into their trouser or cardigan pocket.





# Home Learning



## Autumn - Week 1 Maths

Max Wheeler • 14 Sept







 **Week 1 - Maths**  
Google Docs

 Class comments



Add class comment...

- Each week, it will consist of reading, a spelling task and a maths task/times tables challenge.
- Verbal feedback and HPs will be given in class each week.

|   |  |  |
|---|--|--|
| <p><b>Drawing around the word</b></p>    | <p><b>Spelling Selection</b><br/><b>Pyramid Writing</b><br/>Write each of your words like a pyramid:</p>  | <p><b>Spelling Challenge</b><br/><b>Fancy Letters</b><br/>Write each of your words using <b>fancy writing</b>. Your letters could be curly or dotty... or whatever you decide!</p>  |
| <p><b>Spelling Challenge</b><br/><b>Rainbow Words</b><br/>Write your words out in pencil. Next, draw around each letter <b>five more times</b> using a different coloured pencil.</p>  | <p><b>Drawing an image around the word to show the meaning</b></p>                                        | <p><b>Create a mnemonic</b></p>   |

All children will be invited to join a new Google Classroom page in their next ICT lesson.

On your new classroom, you will find your weekly homework. Set Thursday, due Tuesday.

Weekly reading journal.



Google Classroom

**Spellings**  
Choose one of the strategies to learn the spelling rule. Upload the work onto the assignment.

**Maths**  
Complete on squared paper. Self assess using answer sheet. Upload picture.

# Key information for Google Classroom



- ▶ It is used as a tool for home learning where the children will continue to use it throughout the school.
- ▶ The children will be given their log on and password to take home in their reading journal.
- ▶ We don't always see the notifications in real time, so please come and speak to us about any queries or technical issues.
- ▶ The children will not be able to access the email section to email each other, or comment to one another.

# How to access Google Classroom



Sign in

Use your Google Account

Email or phone

| `firstname.surname@nbjs.co.uk`

[Forgot email?](#)

Not your computer? Use Guest mode to sign in privately.

[Learn more](#)

[Create account](#)

Next

Their password will be individual to them.

It will consist of one word and three numbers.

# Reading Journals



- ▶ The children can read independently or to an adult at home.
  - ▶ Handed in at school on Monday
  - ▶ Stamp or teacher initial = 1hp
  - ▶ Earn reading raffle tickets = gives the opportunity to win a free book per half term.
- 3 entries per week = 1 ticket  
5+ entries per week = 3 tickets

# Times Tables Rock Stars

In preparation for Y4- (MTC)

- Statutory assessment for all children in Year 4
- 25 mixed multiplication questions
- 6 seconds per question
- In order to help the children gain confidence with their times tables, we will use this in school and as part of their home learning.



# First trip: Year 3 Stone Age Workshop

3A- Monday 6<sup>th</sup> October

3H- Tuesday 7<sup>th</sup> October

3W- Wednesday 8<sup>th</sup> October

- **Lunch:** either a normal packed lunch or school dinner option as we are **based on the school site.**
- **Clothing:** outdoor, woodland activities, sitting at a campfire circle and for kneeling in mud or soil to complete the workshop activities.
- Warm, long trousers (no jeans), a long sleeved top, a jumper and a warm, waterproof raincoat.
- Warm socks and wellington boots or walking boots, as well as bringing an additional pair of clean trainers in a carrier bag.
- Warm layers are advised as we are outside all day and long hair must be tied back.

# Communication

| Class teacher  |                           |                    |               |
|----------------|---------------------------|--------------------|---------------|
| Year 3         | Year 4                    | Year 5             | Year 6        |
| 3A: Mrs Aucock | 4D: Miss Davies           | 5B: Mr Balcombe    | 6H: Miss Hall |
| 3H: Mrs Horton | 4P: Miss Pudner           | 5P: Miss Perkins   | 6R: Mrs Reid  |
| 3W: Mr Wheeler | 4T: Mrs Taylor/Mrs Taylor | 5S: Miss Schofield | 6C: Mr Cassim |

| Year Leader |             |             |           |
|-------------|-------------|-------------|-----------|
| Year 3      | Year 4      | Year 5      | Year 6    |
| Mrs Aucock  | Miss Davies | Mr Balcombe | Miss Hall |

Firstly inform your child's class teacher.

If you are still concerned beyond talking to the class teacher, speak with the year leader.

If your concerns are still there then please speak to one of the Assistant Head Teachers.

If you feel your issue has not been resolved then please ask to speak with the Head Teacher

| Assistant Headteachers |   |
|------------------------|---|
| Miss Rowlands (DDSL)   | Miss Telford (DDSL)<br>Maternity Leave September 2025 |

| Headteacher        |
|--------------------|
| Miss Wootten (DSL) |

Thank you for your time.

We are pleased to be working with you  
and your children.

Together, we are looking forward to the  
year ahead.

